

**Description:**

The B/S/H, & WCW air handlers with electric or hot water heating are designed for recessed mounting in a wall, hanging on the wall, or in a closet. These units are designed for the vertical position only.

The B/S/H 02 units will handle up to 1000 CFM air flow and from 1.5 to 2.5 nominal tons of DX cooling, and up to 10 KW electric heat.

The B/S/H 03 units will handle up to 1200 CFM air flow and up to nominal 3 tons of DX cooling and up to 15 KW electric heat.

The WCW units will handle up to 1200 CFM air flow and up to 3 tons of chilled water cooling, with electric or hot water heat.

*The "B/S" units are used with electric heat*

*The "H" series units are used with hot water heat.*

*The WCW units are used with either electric or hot water heat.*



**Electric Heat Unit Shown**

**Standard Features:**

- \* Vertical design, recessed "in-the-wall" or closet mounted.
- \* Prewired for cooling, heating and heat pump operation.
- \* Heavy gauge embossed galvanized steel cabinet.
- \* 40 VA transformer.
- \* Includes throwaway filter.
- \* Electric heat models are 208/230/1/60.
- \* Hot water heat models are 115/1/60.
- \* 1" Foil faced insulation.
- \* Slide out blower for easy maintenance.
- \* Automatic temperature reset limit/fan relay/sequencer.
- \* Removeable bottom panel.
- \* Low voltage connection inside blower compartment.
- \* Hot water heat models include circulating pump with relay, water lines are stubbed out inside cabinet with mechanical sweat union connections.
- \* Hot water heat units include water side check valve, and manual purge valves.
- \* Suitable for 0 inch clearance to combustible materials.

**Field Installed Options:**

- \* Paintable, white "picture frame" panel door for wall recessed or wall hung applications.
- \* Embossed, louvered coil door for wall hung applications.
- \* Hanging brackets for wall hung applications.
- \* Bottom return air panel.

**Factory Installed Options:**

- \* Circuit Breaker on electric heat models 10 KW and smaller
- \* Pump timer for hydronic units.



**Hydronic Heat Unit Shown**

**All Technical Information Subject To Change Without Notice**

Form: BSH0203/WCW-070106-1



For more information contact Customer Service 817-624-0820  
 or your SunTherm Representative.  
 501 Terminal Road Fort Worth, Texas 76106 Ph. 817-624-0820 Fx. 817-624-8581



**PRODUCT NOMENCLATURE**  
**AIR HANDLER**

**B**      **02**      **34**      **5**      **B**      **1**      **A**      **C**

**TYPE**

B-With Circuit Breaker  
S-Without Circuit Breaker  
H-Hot Water Heat  
WCW- Chilled Water Cooling

**SERIES**

(02) - Wall Mount 1.5 - 2.5 Tons  
(03) - Wall Mount 3.0 Tons

**BLOWER**

(34) - 1/3 HP - 208/240/1 - 10x7  
(37) - 1/3 HP - 115/1 - 10x7  
(42) - 1/3 HP - 208/240/1 - 10x7      (B/S03)  
(45) - 1/4 HP - 208/240/1 - 10x6  
(46) - 1/4 HP - 115/1 - 10x6  
(49) - 1/3 HP - 115/1 - 10x8

**HEATING CAPACITY**

(10) - Indicates KW Electric Heating    B/S Models Only  
(26) - Indicates BTUH Hot Water Heating    H Models Only

**UNIT VOLTAGE**

A - 115 Volts Single Phase (H) Models Only  
B - 208/240 Volts Single Phase (B/S) Models Only

**TIME DELAY RELAY**

1 - With Time Delay Relay TDR  
0 - Without Time Delay Relay TDR

**INSULATION**

A - 1/2" Insulation  
B - 1" Insulation

**VERSION**

C - (Current) Plastic Drain Pans

**All Technical Information Subject To Change Without Notice**



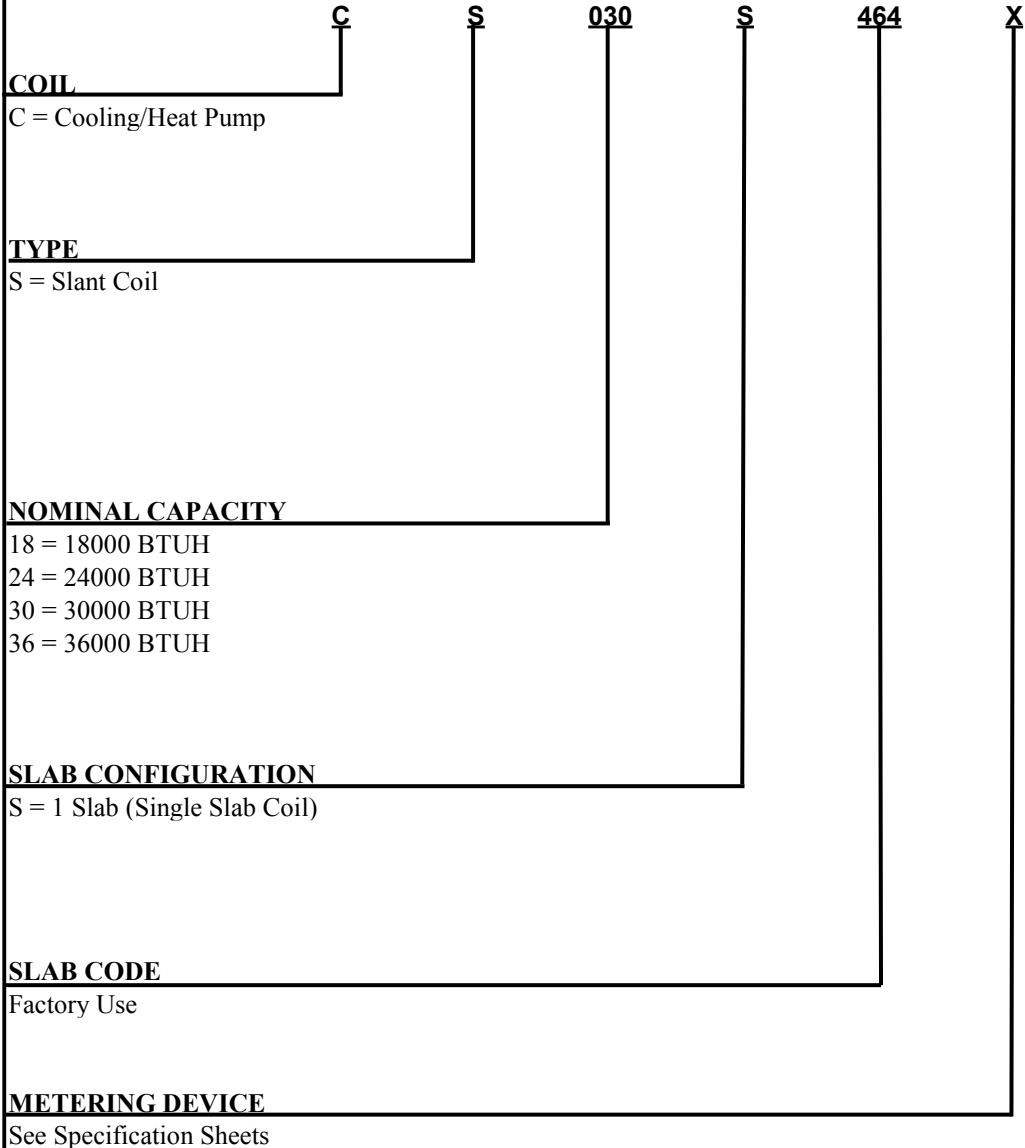
Form: BSH0203/WCW-070106-2

For more information contact Customer Service 817-624-0820  
or your SunTherm Representative.

501 Terminal Road Fort Worth, Texas 76106 Ph. 817-624-0820 Fx. 817-624-8581



**PRODUCT NOMENCLATURE  
EVAPORATOR COIL**



All Technical Information Subject To Change Without Notice



For more information contact Customer Service 817-624-0820  
or your SunTherm Representative.  
501 Terminal Road Fort Worth, Texas 76106 Ph. 817-624-0820 Fx. 817-624-8581

Form: BSH0203/WCW-070106-3

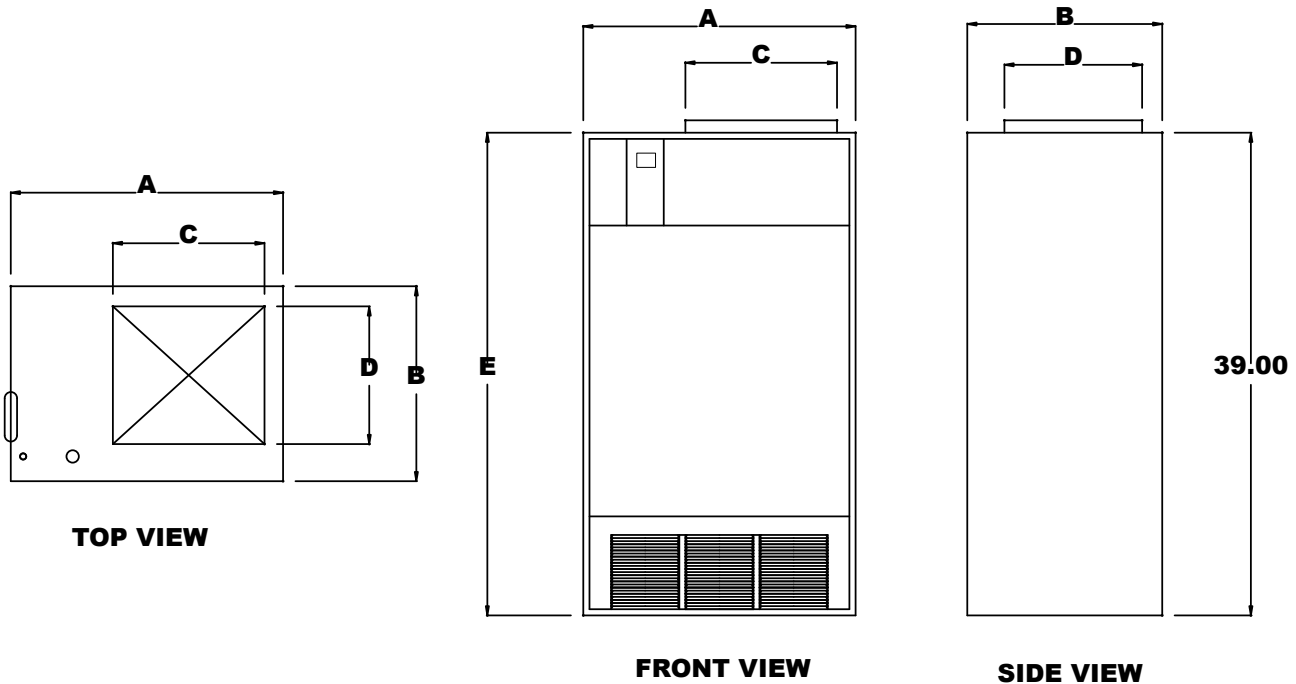


**DEDICATED VERTICAL/WALL MOUNT**

B - 02, 03 DX Cooling W/ Electric Heat W/ Breaker  
 S - 02, 03 DX Cooling W/ Electric Heat WO/ Breaker  
 H - 02, 03 DX Cooling W/Hot Water Heat  
 WCW-Chilled Water Cooling Electric or Hot Water Heating

**PHYSICAL DIMENSIONS**

Model Number	A	B	C	D	E
B/S/H-02, 03 and 18/24WCW	22	15-3/4	14	11	39
B/S/H-03 and 30/36WCW	22	18-3/4	14	11	44-1/4



**GENERAL SPECIFICATIONS**

Model Number	Nominal Tons	Blower Code	CFM @ 0.20"	Heating Capacity	Filter Size	Max.Shp. Weight	Qty. Per Truckload
B/S-02	1.5-2.0	45	850	0-10 KW	15X20X1	108	200
B/S-02	2.5	34	1000	0-10 KW	15X20X1	108	200
B/S-03	3.0	42	1200	0-15 KW	16X20X1	118	200
H-02	1.5-2.0	46	800	26-37000	15X20X1	115	200
H-02	2.5	37	985	34-39000	15X20X1	115	200
H-03	3.0	49	1125	43000	16X20X1	125	200
18/24WCW	1.5-2.0	45	850	0-10 KW	16X20X1	115	200
30/36WCW	2.5-3.0	42	1200	0-15 KW	20X20X1	125	200
18/24WCW-HW	1.5-2.0	45	850	26-37000	16X20X1	115	200
30/36WCW-HW	2.5-3.0	42	1200	34-43000	20X20X1	125	200

Heating Capacity For "B" & "S" Models Is Expressed In Electric KW

Heating Capacity For "H" Models Is Expressed In 1000 BTUH

**All Technical Information Subject To Change Without Notice**



Form: BSH0203/WCW-070106-4

For more information contact Customer Service 817-624-0820  
 or your SunTherm Representative.

501 Terminal Road Fort Worth, Texas 76106 Ph. 817-624-0820 Fx. 817-624-8581



**DEDICATED VERTICAL/WALL MOUNT**

B - 02, 03 DX Cooling W/ Electric Heat W/ Breaker  
 S - 02, 03 DX Cooling W/ Electric Heat WO/ Breaker  
 H - 02, 03 DX Cooling W/Hot Water Heat

**FAN DATA "B/S" SERIES**

Model Number	Nominal Tons	Motor HP @ 230/1	Blower Speed	CFM @ 0.10"	CFM @ 0.20"	CFM @ 0.30"	CFM @ 0.40"	CFM @ 0.50"
B/S02-45	1.5-2.0	1/4	High	890	850	830	810	800
			Medium	870	830	800	770	750
			Low	830	780	740	710	-
B/S02-34	2.5	1/3	High	1050	1000	950	920	900
			Medium	1020	970	930	900	870
			Low	1000	950	900	870	830
B/S03-42	3	1/3	High	1250	1200	1120	1060	1000
			Medium	1070	1020	970	920	860
			Low	900	870	840	790	720

**FAN DATA "H" SERIES**

Model Number	Nominal Tons	Motor HP @ 115/1	Blower Speed	CFM @ 0.10"	CFM @ 0.20"	CFM @ 0.30"	CFM @ 0.40"	CFM @ 0.50"
H02-46-26 H02-46-30	1.5-2.0	1/4	High	820	800	770	730	710
			Medium	800	760	730	690	650
			Low	760	730	680	650	-
H02-46-36	1.5-2.0	1/4	High	795	780	750	700	690
			Medium	770	720	700	660	640
			Low	730	700	660	620	-
H02-37-34	2.5	1/3	High	1040	985	940	920	900
			Medium	1020	970	930	900	870
			Low	1010	950	900	870	830
H02-37-39	2.5	1/3	High	1000	960	920	880	840
			Medium	980	930	880	850	800
			Low	960	900	850	810	770
H03-49-43	3	1/3	High	1234	1150	1110	1080	1050
			Medium	1100	1055	1010	950	905
			Low	1080	1015	975	915	-

CFM Is Expressed For Nominal Tonnage With Dry Coil - Use 0.96 As Approximate Wet Coil Correction Factor  
 All Technical Information Subject To Change Without Notice

Form: BSH0203/WCW-070106-5



For more information contact Customer Service 817-624-0820  
 or your SunTherm Representative.  
 501 Terminal Road Fort Worth, Texas 76106 Ph. 817-624-0820 Fx. 817-624-8581



**DEDICATED VERTICAL/WALL MOUNT**

WCW Series  
Chilled Water Cooling  
Electric or Hot Water Heat

**FAN DATA "WCW" SERIES WITH ELECTRIC HEAT**

Model Number	Nominal Tons	Motor HP @ 230/1	Blower Speed	CFM @ 0.10"	CFM @ 0.20"	CFM @ 0.30"	CFM @ 0.40"	CFM @ 0.50"
18/24WCW	1.5-2.0	1/4	High	890	850	830	810	800
			Medium	870	830	800	770	750
			Low	830	780	740	710	-
30/36WCW	2.5-3.0	1/3	High	1250	1200	1120	1060	1000
			Medium	1070	1020	970	920	860
			Low	900	870	840	790	720

**FAN DATA "WCW" SERIES WITH HOT WATER HEAT**

Model Number	Nominal Tons	Motor HP @ 115/1	Blower Speed	CFM @ 0.10"	CFM @ 0.20"	CFM @ 0.30"	CFM @ 0.40"	CFM @ 0.50"
18/24WCW-HW	1.5-2.0	1/4	High	820	800	770	730	710
			Medium	800	760	730	690	650
			Low	760	730	680	650	-
30WCW-HW	2.5	1/3	High	1000	960	920	880	840
			Medium	980	930	880	850	800
			Low	960	900	850	810	770
36WCW-HW	3.0	1/3	High	1234	1150	1110	1080	1050
			Medium	1100	1055	1010	950	905
			Low	1080	1015	975	915	-

CFM Is Expressed For Nominal Tonnage With Dry Coil - Use 0.96 As Approximate Wet Coil Correction Factor

**All Technical Information Subject To Change Without Notice**

Form: BSH0203/WCW-070106-6



For more information contact Customer Service 817-624-0820  
or your SunTherm Representative.

501 Terminal Road Fort Worth, Texas 76106 Ph. 817-624-0820 Fx. 817-624-8581



**DEDICATED VERTICAL/WALL MOUNT**

B - 02, 03 DX Cooling W/ Electric Heat W/ Breaker  
 S - 02, 03 DX Cooling W/ Electric Heat WO/ Breaker  
 H - 02, 03 DX Cooling W/Hot Water Heat  
 WCW-Chilled Water Cooling Electric or Hot Water Heating

**ELECTRICAL DATA "B/S" SERIES WITH ELECTRIC HEAT**

Model Number	Motor HP	Motor Amps	KW Electric Heat		Min. Circuit Ampacity		Max. Fuse Size	
			240/1	208/1	240/1	208/1	240/1	208/1
B/S02-45-00-C	1/4	1.7	0.0	0.0	2.1	1.9	15.0	15.0
B/S02-45-03-C	1/4	1.7	3.0	2.3	18.4	15.4	25.0	25.0
B/S02-45-05-C	1/4	1.7	5.0	3.8	29.0	25.0	30.0	25.0
B/S02-45-08-C	1/4	1.7	8.0	6.0	44.0	39.0	45.0	40.0
B/S02-45-10-C	1/4	1.7	10.0	7.5	55.0	48.0	60.0	50.0
B/S02-34-00-C	1/3	2.8	0.0	0.0	3.5	3.2	15.0	15.0
B/S02-34-03-C	1/3	2.8	3.0	2.3	19.8	16.9	25.0	25.0
B/S02-34-05-C	1/3	2.8	5.0	3.8	30.0	27.0	30.0	30.0
B/S02-34-08-C	1/3	2.8	8.0	6.0	46.0	40.0	50.0	40.0
B/S02-34-10-C	1/3	2.8	10.0	7.5	56.0	49.0	60.0	50.0
B/S03-42-00-C	1/3	2.8	0.0	0.0	3.5	3.2	15.0	15.0
B/S03-42-03-C	1/3	2.8	3.0	2.3	19.8	16.9	25.0	25.0
B/S03-42-05-C	1/3	2.8	5.0	3.8	30.0	27.0	30.0	30.0
B/S03-42-08-C	1/3	2.8	8.0	6.0	45.0	40.0	50.0	40.0
B/S03-42-10-C	1/3	2.8	10.0	7.5	56.0	29.0	60.0	50.0
B03-42-12-C	1/3	2.8	12.0	9.0	35.0/32.0	31.0/28.0	35.0/35.0	35.0/30.0
B03-42-15-C	1/3	2.8	15.0	11.3	32.0/53.0	29.0/46.0	35.0/60.0	30.0/50.0

**ELECTRICAL DATA "WCW" SERIES WITH ELECTRIC HEAT**

Model Number	Motor HP	Motor Amps	KW Electric Heat		Min. Circuit Ampacity		Max. Fuse Size	
			240/1	208/1	240/1	208/1	240/1	208/1
18/24WCW-00-C	1/4	1.7	0.0	0.0	2.1	1.9	15.0	15.0
18/24WCW-03-C	1/4	1.7	3.0	2.3	18.4	15.4	25.0	25.0
18/24WCW-05-C	1/4	1.7	5.0	3.8	29.0	25.0	30.0	25.0
18/24WCW-08-C	1/4	1.7	8.0	6.0	44.0	39.0	45.0	40.0
18/24WCW-10-C	1/4	1.7	10.0	7.5	55.0	48.0	60.0	50.0
30/36WCW-00-C	1/3	2.8	0.0	0.0	3.5	3.2	15.0	15.0
30/36WCW-03-C	1/3	2.8	3.0	2.3	19.8	16.9	25.0	25.0
30/36WCW-05-C	1/3	2.8	5.0	3.8	30.0	27.0	30.0	30.0
30/36WCW-08-C	1/3	2.8	8.0	6.0	45.0	40.0	50.0	40.0
30/36WCW-10-C	1/3	2.8	10.0	7.5	56.0	29.0	60.0	50.0
30/36WCW-12-C	1/3	2.8	12.0	9.0	35.0/32.0	31.0/28.0	35.0/35.0	35.0/30.0
30/36WCW-15-C	1/3	2.8	15.0	11.3	32.0/53.0	29.0/46.0	35.0/60.0	30.0/50.0

**ELECTRICAL DATA "H" AND "WCW" SERIES WITH HW HEAT**

Model Number	Motor HP	Motor Amps	@ 115/1/60	
			MCA	MOCP
H02-46	1/4	3.2	4.0	10
H-02-37	1/3	6.2	7.8	15
H-03-49	1/3	6.2	7.8	15
18/24WCW	1/4	3.2	4.0	10
30/36WCW	1/3	6.2	7.8	15

All Technical Information Subject To Change Without Notice

Form: BSH0203/WCW/070106-7



For more information contact Customer Service 817-624-0820  
 or your SunTherm Representative.

501 Terminal Road Fort Worth, Texas 76106 Ph. 817-624-0820 Fx. 817-624-8581





**DEDICATED VERTICAL/WALL MOUNT**

B - 02, 03 DX Cooling W/ Electric Heat W/ Breaker  
 S - 02, 03 DX Cooling W/ Electric Heat WO/ Breaker  
 H - 02, 03 DX Cooling W/Hot Water Heat  
 WCW-Chilled Water Cooling Electric or Hot Water Heating

**"WCW" SERIES CHILLED WATER COOLING CAPACITY**

Model Number	Cooling Capacity @ EDB/EWB/EWT				CFM	GPM	WPD (Ft. Wtr)	APD (In. WC)
	80/67/45		80/67/42					
	Total	Sensible	Total	Sensible				
18WCW	14,125	12,430	15,375	13,030	600	2.0	1.1	0.10
	17,225	13,940	18,995	14,685		3.0	2.2	
	19,590	14,960	21,720	15,845		4.0	3.9	
	21,400	15,725	23,790	16,725		5.0	5.9	
	22,800	16,315	25,400	17,410		6.0	8.4	
24WCW	16,450	15,025	17,805	15,870	800	2.0	0.3	0.16
	18,915	16,720	20,720	17,500		3.0	0.7	
	21,885	18,185	23,895	19,035		4.0	1.3	
	24,345	19,275	26,700	20,250		5.0	2.0	
	26,345	20,130	29,085	21,260		6.0	2.8	
30WCW	17,935	16,800	19,335	17,750	1000	2.0	0.8	0.19
	22,280	19,730	24,261	20,715		3.0	1.8	
	25,620	21,440	28,135	22,525		4.0	3.1	
	28,350	22,680	31,350	23,345		5.0	4.7	
	30,650	23,660	34,015	25,050		6.0	6.7	
36WCW	21,500	19,760	23,240	21,035	1200	2.0	0.5	0.22
	26,200	23,380	28,220	24,545		3.0	1.1	
	20,335	25,830	32,915	27,030		4.0	2.0	
	33,680	27,475	36,845	28,385		5.0	3.0	
	36,550	28,770	40,195	30,295		6.0	4.3	

**"WCW" SERIES HOT WATER HEATING CAPACITY (2 PIPE SYSTEM)**

Model Number	Hot Water Heat Capacity @ 65°F E.A.T.				CFM	GPM	WPD (Ft. Wtr)	APD (In. WC)
	Entering Water Temperature							
	140°F	160°F	170°F	180°F				
18WCW	33,053	39,880	44,170	48,465	600	2.0	1.1	0.10
	36,930	44,590	49,370	54,150		3.0	2.2	
	39,055	47,180	52,220	57,265		4.0	3.9	
	40,364	48,780	53,980	59,185		5.0	5.9	
	41,254	49,870	55,180	60,490		6.0	8.4	
24WCW	39,488	47,550	52,720	57,900	800	2.0	0.3	0.16
	45,946	55,370	61,360	67,370		3.0	0.7	
	49,738	59,980	66,450	72,930		4.0	1.3	
	52,187	62,970	69,740	76,520		5.0	2.0	
	53,878	65,040	72,015	79,000		6.0	2.8	
30WCW	42,059	50,625	56,140	61,670	1000	2.0	0.8	0.19
	49,813	59,990	66,510	73,040		3.0	1.8	
	54,601	65,800	72,925	80,060		4.0	3.1	
	57,806	69,705	77,225	84,760		5.0	4.7	
	60,091	72,490	80,295	88,110		6.0	6.7	
36WCW	49,534	59,773	61,200	72,630	1200	2.0	0.5	0.22
	60,319	72,775	80,605	88,445		3.0	1.1	
	67,119	81,000	89,700	98,415		4.0	2.0	
	71,692	86,545	95,830	105,120		5.0	3.0	
	74,884	90,490	100,180	109,800		6.0	4.3	

All Technical Information Subject To Change Without Notice



For more information contact Customer Service 817-624-0820  
 or your SunTherm Representative.

501 Terminal Road Fort Worth, Texas 76106 Ph. 817-624-0820 Fx. 817-624-8581

Form: BSH0203/WCW-070106-8



## DEDICATED VERTICAL/WALL MOUNT


B - 02, 03 DX Cooling W/ Electric Heat W/ Breaker  
 S - 02, 03 DX Cooling W/ Electric Heat WO/ Breaker  
 H - 02, 03 DX Cooling W/Hot Water Heat  
 WCW-Chilled Water Cooling Electric or Hot Water Heating

### "H" AND "WCW" SERIES HOT WATER HEATING CAPACITY (SEPARATE HOT WATER COIL)

Model Number	Hot Water Heat Capacity @ 65°F E.A.T.				CFM	GPM	WPD (Ft.Wtr)	APD (In. WC)
	Entering Water Temperature							
	140°F	160°F	170°F	180°F				
H02-46-26	26,000	33,900	37,600	41,700	730	4.0	1.9	0.28
H02-46-30	30,000	39,400	43,700	48,400	800	4.0	1.9	0.32
H02-46-37	37,000	47,500	52,800	58,000	780	4.0	2.9	0.31
H02-37-34	34,000	43,200	48,500	54,400	985	4.0	1.9	0.47
H02-37-39	39,000	48,500	56,000	62,800	960	4.0	2.9	0.45
H03-49-43	43,400	56,200	62,500	68,800	1125	4.0	4.8	0.47
18/24WCW-HW	30,000	39,400	43,700	48,400	800	4.0	1.9	0.32
30WCW-HW	39,000	48,500	56,000	62,800	960	4.0	2.9	0.45
36WCW-HW	43,400	56,200	62,500	68,800	1125	4.0	4.8	0.47

### Operation of SunTherm Air Handler W/ Hot Water Heat

Circulating pump and Air Handler blower are energized by conventional heating thermostat. Pump circulates hot water from hot water heater to heating coil in Air Handler and blower circulates warm air through the duct system. When thermostat is satisfied, pump and blower are de-energized.



### Equipment Sizing

1. Calculate heat loss of structure by ACCA or ASHRAE load calculation method. Air Handler heating capacity should be equal to, or exceed load calculation.
2. Select a water heater whose BTUH input/recovery efficiency exceeds heating capacity of Air Handler.

*The heating capacity of the Air Handler will not exceed the net output of the water heater.*

3. Air Handlers are capable of using hot water from other sources such as boilers as long as hot water does not exceed 180°F.
4. Call a SunTherm Distributor for assistance in sizing.

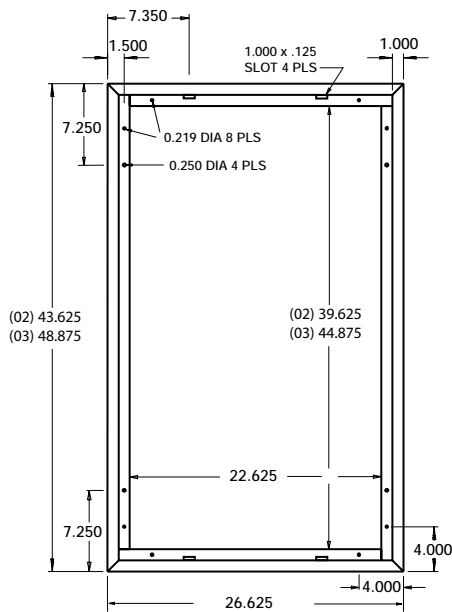

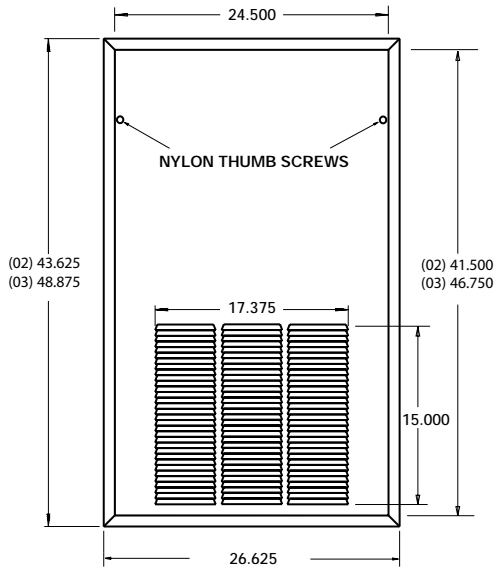
All Technical Information Subject To Change Without Notice

Form: BSH0203/WCW-070106-9

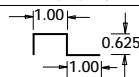


For more information contact Customer Service 817-624-0820  
 or your SunTherm Representative.  
 501 Terminal Road Fort Worth, Texas 76106 Ph. 817-624-0820 Fx. 817-624-8581

**OPTIONAL "PICTURE FRAME" WALL PANEL DOOR**



CHANNEL SECTIONAL VIEW



All Technical Specifications Subject to Change Without Notice.

**All Technical Information Subject To Change Without Notice**

Form: BSH0203/WCW-070106-10



For more information contact Customer Service 817-624-0820  
 or your SunTherm Representative.

501 Terminal Road Fort Worth, Texas 76106 Ph. 817-624-0820 Fx. 817-624-8581



ACCESSORIES AND OPTIONS  
ALL MODELS

FIELD INSTALLED ACCESSORIES AND FACTORY INSTALLED OPTIONS

Thermal Expansion Valves (Factory or Field) All Units		Downflow Conversion Kits (Multi-Position)	
TXV3-A	Expansion valve 1.5-3.0 tons R-22	DFK41-10	Fits CA0XX820 coils
TXV3-B	Expansion valve 3.0-5.0 tons R-22	DFK41-12	Fits CA0XXA821,861 coils
TXV4-A	Expansion valve 1.5-3.0 tons R-410a	DFK41-14	Fits CA0XXA822,862,892 coils
TXV4-B	Expansion valve 3.0-5.0 tons R-410a	DFK15-16	Fits CA0XXA863 coils
		DFK15-18	Fits CA0XXA864,894 coils
	Specify Field or Factory Installed	DFK15-20	Fits CA0XXA865,895,695 coils

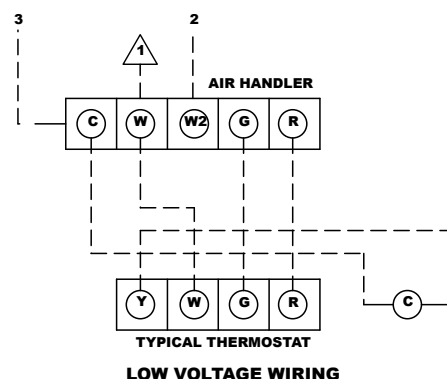
  

Hydronic Accessories All Units		Accessories for Dedicated Vertical/Wall Mount	
68AC002	Pump timer for hydronic coil pruge.	WPD02	Wall panel door for 02 models
RPA-01	Remote pump assembly 4 GPM 1/2"	WPD03	Wall panel door for 03 models
RPA-02	Remote pump assembly 4 GPM 3/4"	LCD02	Louvered coil door for 02 models
RPA-03	Remote pump assembly 7 GPM 3/4"	LCD03	Louvered coil door for 03 models
Deduct available to remove pump for boiler loop applications.		BRP02	Bottom return air panel for 02 model
		BRP03	Bottom return air panel for 03 models
		WB	Wall Mounting Brackets

Field Installed Electric Heaters "S41" Multi-Position		Accessories For Furr Down Horizontal	
S41HK-03	3 KW without breaker	CPL1	Louvered Access Panel (18,19,24)
B41HK-03	3 KW with breaker	CPNL1	Non-louvered Access Panel (18,19,24)
S41HK-05	5 KW without breaker	CPL2	Louvered Access Panel (25,30,31)
B41HK-05	5 KW with breaker	CPNL2	Non-louvered Access Panel (25,30,31)
S41HK-06	6 KW without breaker	CPL3	Louvered Access Panel (34,35)
B41HK-06	6 KW with breaker	CPNL3	Non-louvered Access Panel (34,35)
S41HK-08	8 KW without breaker	CPL4	Louvered Access Panel (36,37)
B41HK-08	8 KW with breaker	CPNL4	Non-louvered Access Panel (36,37)
S41HK-10	10 KW without breaker	TDR	Time Delay Relay
B41HK-10	10 KW with breaker		
B41HK-12	12 KW with breaker		

Field Installed Electric Heaters "S15" Multi-Position	
S15HK-05	5 KW without breaker
B15HK-05	5 KW with breaker
S15HK-06	6 KW without breaker
B15HK-06	6 KW with breaker
S15HK-08	8 KW without breaker
B15HK-08	8 KW with breaker
S15HK-10	10 KW without breaker
B15HK-10	10 KW with breaker
B15HK-12	12 KW with breaker
B15HK-15	15 KW with breaker
B15HK-20	20 KW with breaker

Typical Thermostat Wiring



All Technical Information Subject To Change Without Notice

Form: BSH0203/WCW-070106-11



For more information contact Customer Service 817-624-0820  
or your SunTherm Representative.

501 Terminal Road Fort Worth, Texas 76106 Ph. 817-624-0820 Fx. 817-624-8581

***SunTherm***<sup>TM</sup>  
**HEATING PRODUCTS**